

# ULTRA - MODEL: ADLN37

# WAC LIGHTING

## 3" Square Narrow-Sided Recessed Downlight

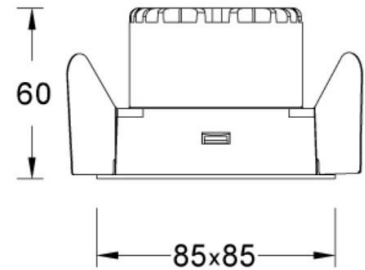
PROJECT:

TYPE:

### Product Image



### Line Drawing



### Product Description

The ULTRA Series LED square narrow-sided recessed downlight with a total height of only 60mm can be used in anti-fog or low ceiling spaces with a glass-enclosed design. The lamp adopts a modular design, and the reflector or installation frame can be freely disassembled and replaced on site, so as to realize the free switching of various specifications and light output methods, and perfectly integrate with the ceiling after installation. In terms of optics, it adopts a new hidden light technology, good anti-glare performance and color consistency control, with a comfortable light effect, which is mainly suitable for indoor places such as hotels, villas and commercial spaces.

### Product Features

- Body Material: Aluminum alloy die-casting
- Optical System: Lens+ Anti-glare reflector
- Finish: Static electricity powder coating
- Direction of projection: Horizontal 0-360° adjustment, vertical non-adjustable
- Accessories: As attached
- Certification: CCC
- IP Rating: IP20(Light source cavity IP44)
- Insulation Level: Class II
- Operating Temperature: -20°C~40°C

### Product Specifications

- Cut-out: 79\*79mm
- Ceiling Thickness: 5mm~25mm
- Shielding Angle: 35°
- LED Type: COB
- Source Lm:
  - 2700K: 8W 682lm; 7W 758lm; 10W 1080lm; 13W 1404lm
  - 3000K: 8W 720lm; 7W 800lm; 10W 1150lm; 13W 1495lm
  - 3500K: 8W 752lm; 7W 835lm; 10W 1195lm; 13W 1554lm
  - 4000K: 8W 765lm; 7W 850lm; 10W 1210lm; 13W 1573lm
  - 5000K: 8W 774lm; 7W 860lm; 10W 1220lm; 13W 1586lm
- LED Lifetime: >36000h-L70/B10-Ta25°C(LM-80/TM-21)
- CCT/CRI: 2700K/ 3000K/3500K/4000K/5000K Ra90
- Input: 220V~240V AC / 50Hz
- Dimming: On-Off / 0-10V /DALI
- Net Weight: 0.35Kg without packing

### Order Model

Model	Size	Trim	LED	Driver	Beam	CCT	Reflector	Finish
ADLN Downlight N series	3"	7 Rectangular Trim	LM07 COB 7W	E ON-OFF	N 13°	27 2700K	B Black S Specular	WT White BK Black
			LM10 COB 10W	D 0-10V	1 18°	30 3000K		
			LM13 COB 13W	Dimming	2 28°	35 3500K		
			LM13 COB 13W	N NO DRIVER	3 36°	40 4000K		
				A DALI	5 50°	50 5000K		

Example: ADLN37-LM07E230SWT

Note: 13° and 18° come with honeycomb grille by default.

# ULTRA - MODEL: ADLN37

# WAC LIGHTING

## 3" Square Narrow-Sided Recessed Downlight

PROJECT:

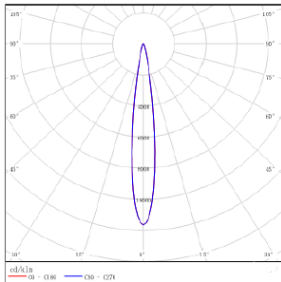
TYPE:

**LENS-12-HCL-ULTRA**  
Boundless bee grid grid

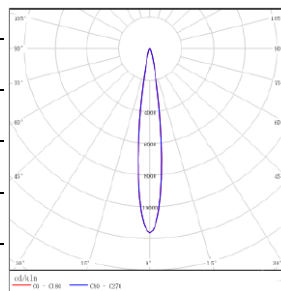


Note: The 13° and 18° come with an edgeless honeycomb grille by default, and the honeycomb is mounted on the back of the reflector.

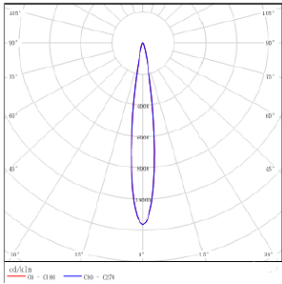
### LIGHT DISTRIBUTION@3000K LUMINAIRE DATA



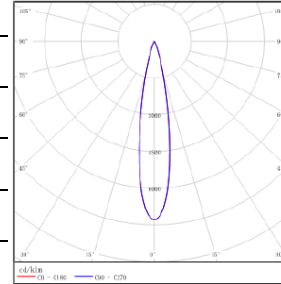
<b>MODEL:</b>	ADLN37-LM07EN30SWT
<b>BEAM ANGLE:</b>	13°
<b>POWER:</b>	9W
<b>LUMENS:</b>	533lm
<b>CBCP:</b>	5684cd
<b>EFFICACY:</b>	59lm/W



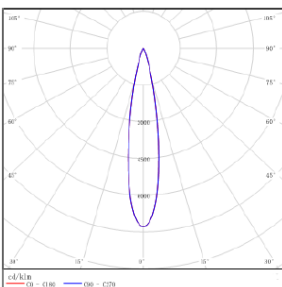
<b>MODEL:</b>	ADLN37-LM10EN30SWT
<b>BEAM ANGLE:</b>	13°
<b>POWER:</b>	11W
<b>LUMENS:</b>	643lm
<b>CBCP:</b>	7056cd
<b>EFFICACY:</b>	58lm/W



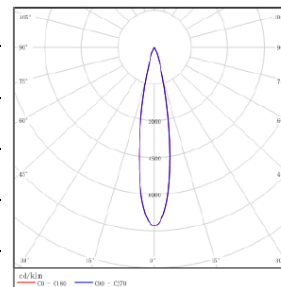
<b>MODEL:</b>	ADLN37-LM13EN30SWT
<b>BEAM ANGLE:</b>	13°
<b>POWER:</b>	15W
<b>LUMENS:</b>	820lm
<b>CBCP:</b>	8174cd
<b>EFFICACY:</b>	55lm/W



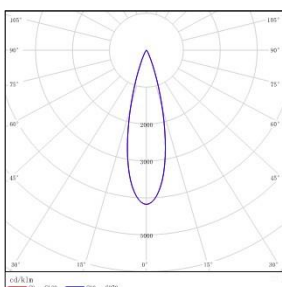
<b>MODEL:</b>	ADLN37-LM07E130SWT
<b>BEAM ANGLE:</b>	18°
<b>POWER:</b>	9W
<b>LUMENS:</b>	585lm
<b>CBCP:</b>	4163cd
<b>EFFICACY:</b>	65lm/W



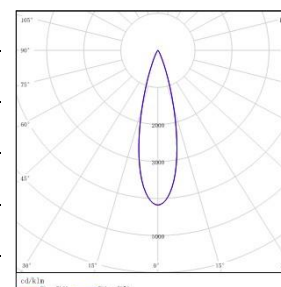
<b>MODEL:</b>	ADLN37-LM10E130SWT
<b>BEAM ANGLE:</b>	18°
<b>POWER:</b>	11W
<b>LUMENS:</b>	714lm
<b>CBCP:</b>	5090cd
<b>EFFICACY:</b>	65lm/W



<b>MODEL:</b>	ADLN37-LM13E130SWT
<b>BEAM ANGLE:</b>	18°
<b>POWER:</b>	15W
<b>LUMENS:</b>	935lm
<b>CBCP:</b>	6848cd
<b>EFFICACY:</b>	62lm/W



<b>MODEL:</b>	ADLN37-LM07E230SWT
<b>BEAM ANGLE:</b>	28°
<b>POWER:</b>	9W
<b>LUMENS:</b>	641lm
<b>CBCP:</b>	2885cd
<b>EFFICACY:</b>	71lm/W



<b>MODEL:</b>	ADLN37-LM10E230SWT
<b>BEAM ANGLE:</b>	28°
<b>POWER:</b>	11W
<b>LUMENS:</b>	790lm
<b>CBCP:</b>	3511cd
<b>EFFICACY:</b>	72lm/W

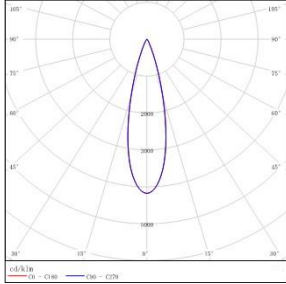
# ULTRA - MODEL: ADLN37

# WAC LIGHTING

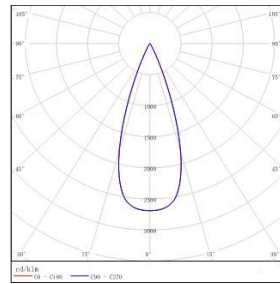
## 3" Square Narrow-Sided Recessed Downlight

PROJECT:

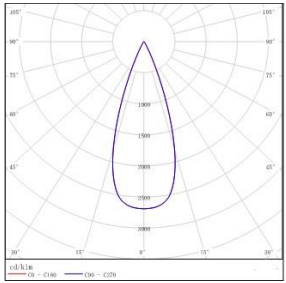
TYPE:



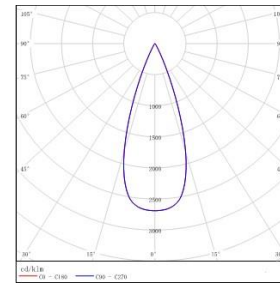
**MODEL:** ADLN37-LM13E230SWT  
**BEAM ANGLE:** 28 °  
**POWER:** 15W  
**LUMENS:** 1035lm  
**CBCP:** 4511cd  
**EFFICACY:** 69lm/W



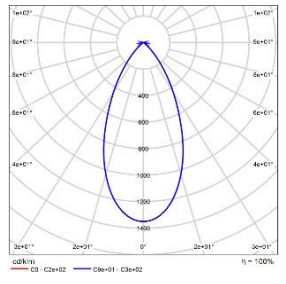
**MODEL:** ADLN37-LM07E330SWT  
**BEAM ANGLE:** 36 °  
**POWER:** 9W  
**LUMENS:** 643lm  
**CBCP:** 1497cd  
**EFFICACY:** 71lm/W



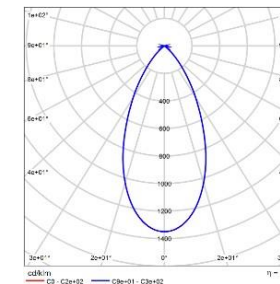
**MODEL:** ADLN37-LM10E330SWT  
**BEAM ANGLE:** 36 °  
**POWER:** 11W  
**LUMENS:** 804lm  
**CBCP:** 1857cd  
**EFFICACY:** 73lm/W



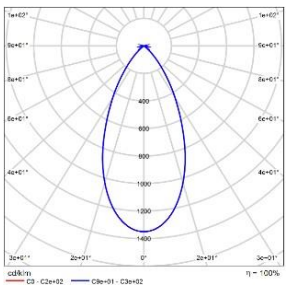
**MODEL:** ADLN37-LM13E330SWT  
**BEAM ANGLE:** 36 °  
**POWER:** 15W  
**LUMENS:** 1024lm  
**CBCP:** 2375cd  
**EFFICACY:** 68lm/W



**MODEL:** ADLN37-LM07E530SWT  
**BEAM ANGLE:** 50 °  
**POWER:** 9W  
**LUMENS:** 425lm  
**CBCP:** 574cd  
**EFFICACY:** 47lm/W



**MODEL:** ADLN37-LM10E530SWT  
**BEAM ANGLE:** 50 °  
**POWER:** 11W  
**LUMENS:** 532lm  
**CBCP:** 717cd  
**EFFICACY:** 48lm/W



**MODEL:** ADLN37-LM13E530SWT  
**BEAM ANGLE:** 50 °  
**POWER:** 15W  
**LUMENS:** 677lm  
**CBCP:** 914cd  
**EFFICACY:** 45lm/W

**ULTRA - MODEL: ADLN47**  
**4" Square Narrow-Sided Recessed Downlight**

**WAC LIGHTING**

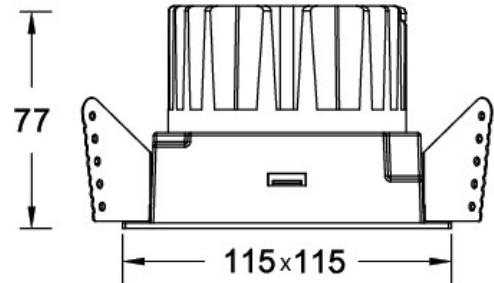
PROJECT:

TYPE:

**Product Image**



**Line Drawing**



**Product Description**

The ULTRA series LED square narrow side recessed downlight with a total height of only 77mm in 4 inches is sealed by glass and can be used in anti-fog or low ceiling spaces. The lamp adopts a modular design, and the reflector or installation frame can be freely disassembled and replaced on site, so as to realize the free switching of various specifications and light output methods, and perfectly integrate with the ceiling after installation. In terms of optics, it adopts a new hidden light technology, good anti-glare performance and color consistency control, with a comfortable light effect, which is mainly suitable for indoor places such as hotels, villas and commercial spaces.

**Product Features**

- Body Material: Aluminum alloy die-casting
- Optical System: Lens+ Anti-glare reflector
- Finish: Static electricity powder coating
- Direction of projection: Horizontal 0-360° adjustment, vertical non-adjustable
- Accessories: As attached
- Certification: CCC
- IP Rating: IP20(Light source cavity IP44)
- Insulation Level: Class II
- Operating Temperature: -20°C~40°C

**Product Specifications**

- Cut-out: 100\*100mm
- Ceiling Thickness: 5mm~25mm
- Shielding Angle: 35°
- LED Type: COB
- Source Lm:
  - 2700K: 8W 682lm; 13W 1530lm; 18W 2065lm; 25W 2755lm
  - 3000K: 8W 720lm; 13W 1645lm; 18W 2220lm; 25W 2960lm
  - 3500K: 8W 752lm; 13W 1680lm; 18W 2270lm; 25W 3025lm
  - 4000K: 8W 765lm; 13W 1770lm; 18W 2390lm; 25W 3185lm
  - 5000K: 8W 774lm; 13W 1780lm; 18W 2405lm; 25W 3205lm
- LED Lifetime: >36000h-L70/B10-Ta25°C(LM-80/TM-21)
- CCT/CRI: 2700K/ 3000K/3500K/4000K/5000K Ra90
- Input: 220V~240V AC / 50Hz
- Dimming: On-Off / 0-10V /DALI
- Net Weight: 0.5Kg without packing

**Order Model**

Model	Size	Trim	LED	Driver	Beam	CCT	Reflector	Finish
ADLN Downlight N series	4"	7 Rectangular Trim	LM08 COB 8W	E ON-OFF D 0-10V Dimming	S 8°	27 2700K 30 3000K 35 3500K 40 4000K 50 5000K	B Black S Specular W White	WT White BK Black
			LM13 COB 13W		N 13°			
			LM18 COB 18W		1 19°			
			LM25 COB 25W	2 28°				
			LM25 COB 25W	3 36°				
			N NO DRIVER A DALI	5 50°				

Example: ADLN47-LM18E230SWT

# ULTRA - MODEL: ADLN47

# WAC LIGHTING

## 4" Square Narrow-Sided Recessed Downlight

PROJECT:

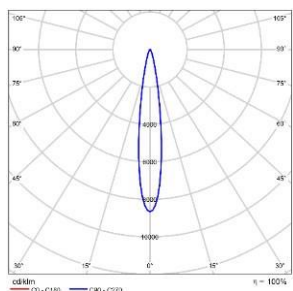
TYPE:

**LENS-16-HCL-ULTRA**  
Boundless bee grid grid

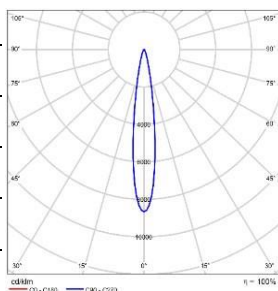


Note: Angles "S"/"N"/"1" all come with honeycomb at the factory, other angles need to be ordered separately.

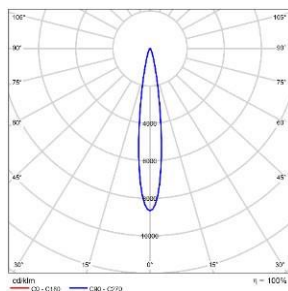
### LIGHT DISTRIBUTION@3000K LUMINAIRE DATA



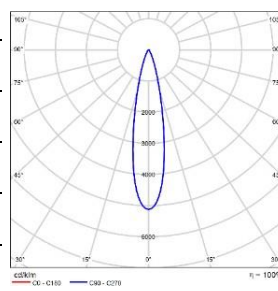
**MODEL:** ADLN47-LM13EN30SWT  
**BEAM ANGLE:** 13 °  
**POWER:** 15W  
**LUMENS:** 969lm  
**CBCP:** 8386cd  
**EFFICACY:** 65lm/W



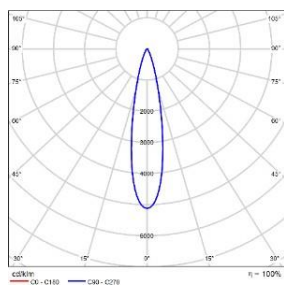
**MODEL:** ADLN47-LM18EN30SWT  
**BEAM ANGLE:** 13 °  
**POWER:** 21W  
**LUMENS:** 1309lm  
**CBCP:** 1133cd  
**EFFICACY:** 62lm/W



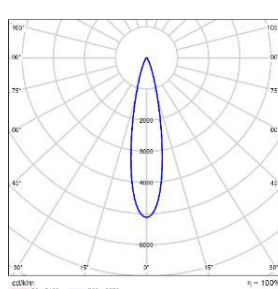
**MODEL:** ADLN47-LM25EN30SWT  
**BEAM ANGLE:** 13 °  
**POWER:** 29W  
**LUMENS:** 1716lm  
**CBCP:** 1483cd  
**EFFICACY:** 59lm/W



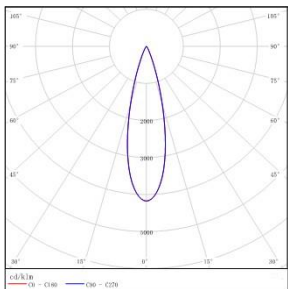
**MODEL:** ADLN47-LM13E130SWT  
**BEAM ANGLE:** 19 °  
**POWER:** 15W  
**LUMENS:** 1135lm  
**CBCP:** 5812cd  
**EFFICACY:** 76lm/W



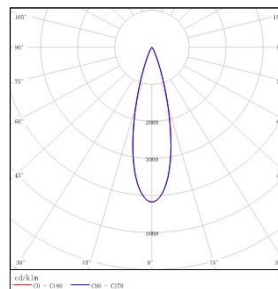
**MODEL:** ADLN47-LM18E130SWT  
**BEAM ANGLE:** 19 °  
**POWER:** 21W  
**LUMENS:** 1533lm  
**CBCP:** 7854cd  
**EFFICACY:** 73lm/W



**MODEL:** ADLN47-LM25E130SWT  
**BEAM ANGLE:** 19 °  
**POWER:** 29W  
**LUMENS:** 2009lm  
**CBCP:** 10294cd  
**EFFICACY:** 69lm/W



**MODEL:** ADLN47-LM13E230SWT  
**BEAM ANGLE:** 28 °  
**POWER:** 15W  
**LUMENS:** 1327lm  
**CBCP:** 5429cd  
**EFFICACY:** 88lm/W



**MODEL:** ADLN47-LM18E230SWT  
**BEAM ANGLE:** 28 °  
**POWER:** 21W  
**LUMENS:** 1793lm  
**CBCP:** 7336cd  
**EFFICACY:** 85lm/W

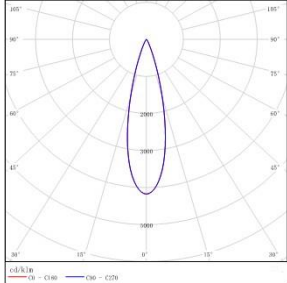
# ULTRA - MODEL: ADLN47

# WAC LIGHTING

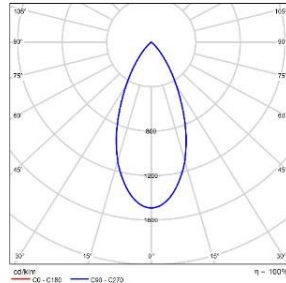
## 4" Square Narrow-Sided Recessed Downlight

PROJECT:

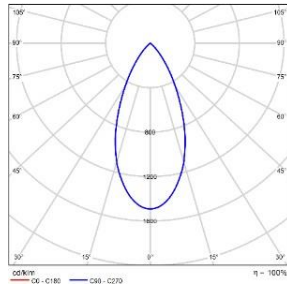
TYPE:



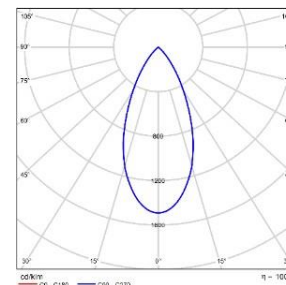
**MODEL:** ADLN47-LM25E230SWT  
**BEAM ANGLE:** 28 °  
**POWER:** 29W  
**LUMENS:** 2351lm  
**CBCP:** 9615cd  
**EFFICACY:** 81lm/W



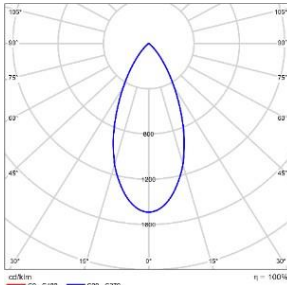
**MODEL:** ADLN47-LM13E330SWT  
**BEAM ANGLE:** 36 °  
**POWER:** 15W  
**LUMENS:** 1268lm  
**CBCP:** 2722cd  
**EFFICACY:** 85lm/W



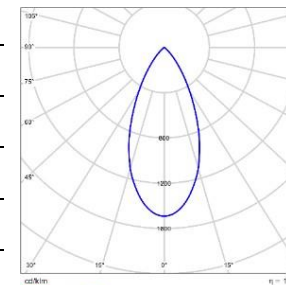
**MODEL:** ADLN47-LM18E330SWT  
**BEAM ANGLE:** 36 °  
**POWER:** 21W  
**LUMENS:** 1714lm  
**CBCP:** 3679cd  
**EFFICACY:** 82lm/W



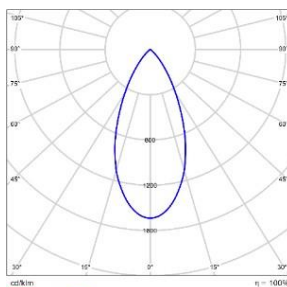
**MODEL:** ADLN47-LM25E330SWT  
**BEAM ANGLE:** 36 °  
**POWER:** 29W  
**LUMENS:** 2246lm  
**CBCP:** 4821cd  
**EFFICACY:** 77lm/W



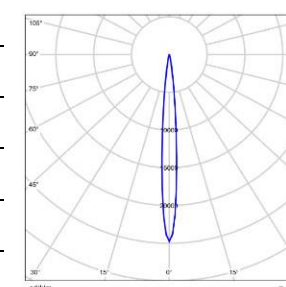
**MODEL:** ADLN47-LM13E530SWT  
**BEAM ANGLE:** 50 °  
**POWER:** 15W  
**LUMENS:** 1237lm  
**CBCP:** 1843cd  
**EFFICACY:** 82lm/W



**MODEL:** ADLN47-LM18E530SWT  
**BEAM ANGLE:** 50 °  
**POWER:** 21W  
**LUMENS:** 1671lm  
**CBCP:** 2490cd  
**EFFICACY:** 80lm/W



**MODEL:** ADLN47-LM25E530SWT  
**BEAM ANGLE:** 13 °  
**POWER:** 29W  
**LUMENS:** 2190lm  
**CBCP:** 3263cd  
**EFFICACY:** 76lm/W



**MODEL:** ADLN47-LM08E530SWT  
**BEAM ANGLE:** 8 °  
**POWER:** 10W  
**LUMENS:** 375lm  
**CBCP:** 9280cd  
**EFFICACY:** 38lm/W